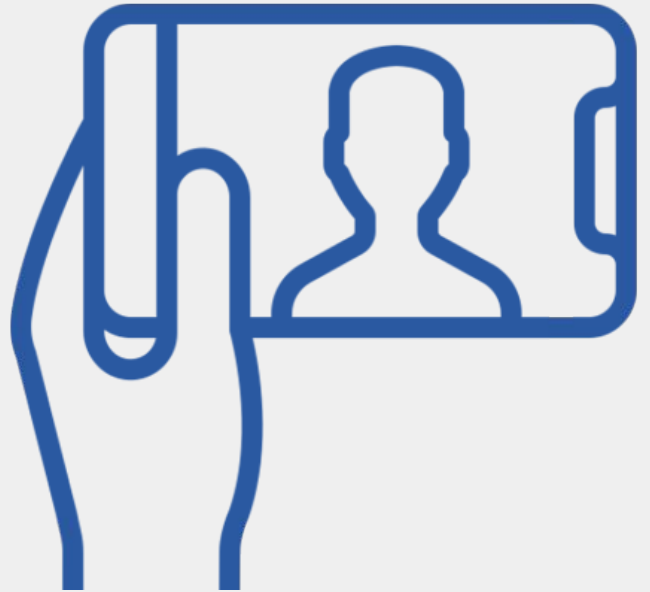


How to Enter a Virtual Audition

Table of Contents

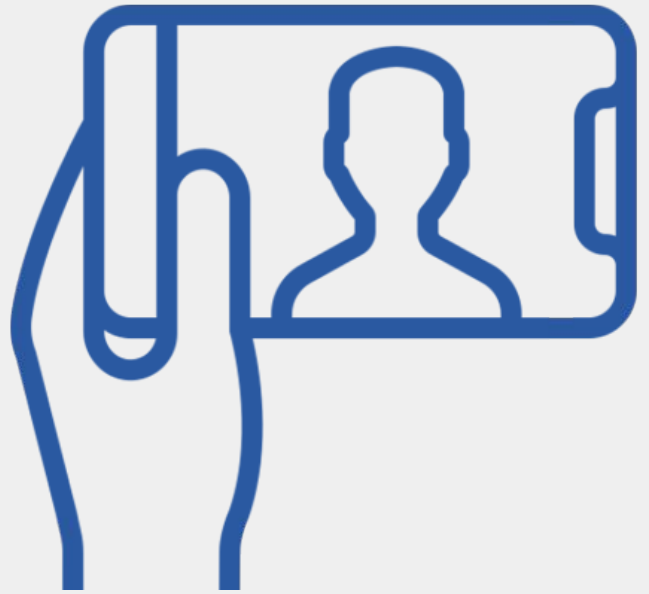
What are Virtual Auditions?	3
How can you audition?	4
How to Access via Desktop Email	5
How to Access via Desktop Internet Browser	9
How to Access via Mobile Email	14
How to Access via Mobile Internet Browser	18

What are Virtual Auditions?



**Audition in real time for casting
from any device from any location.**

How can you audition?



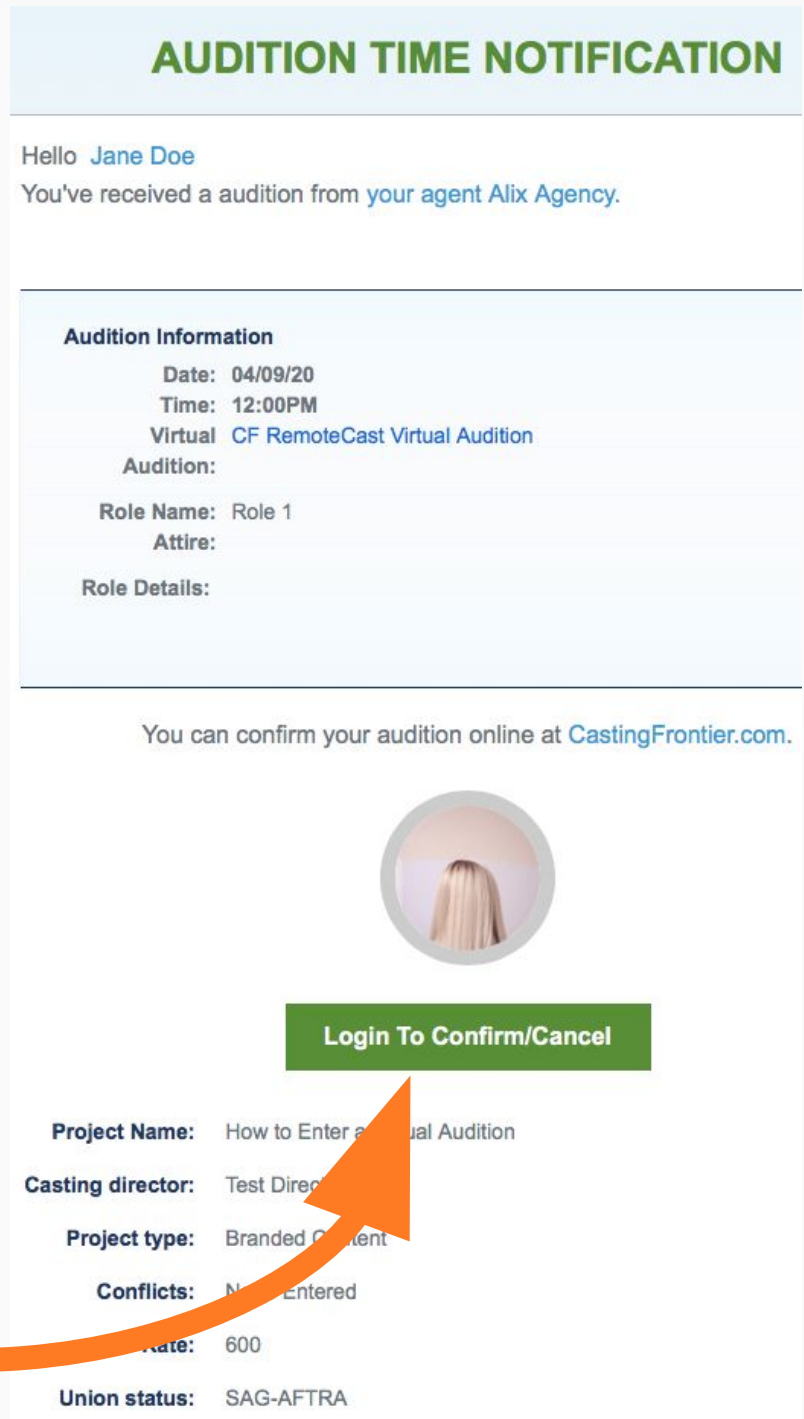
Your agent will send you a “Virtual Audition”
via your talent profile.

Follow the next couple of pages as they will
guide you through the process of locating &
entering your virtual audition

How to Access via Desktop Email

Once your agent sends the Virtual Audition Request, you will receive an email.

Click on the Green Highlighted “Login to Confirm/Cancel” button to upload or record your self tape.




AUDITION TIME NOTIFICATION

Hello [Jane Doe](#)
You've received a audition from [your agent Alix Agency](#).

Audition Information

Date: 04/09/20
Time: 12:00PM
Virtual Audition: [CF RemoteCast Virtual Audition](#)
Role Name: Role 1
Attire:
Role Details:

You can confirm your audition online at [CastingFrontier.com](#).



[Login To Confirm/Cancel](#)

Project Name: How to Enter a Virtual Audition
Casting director: Test Director
Project type: Branded Content
Conflicts: None Entered
Rate: 600
Union status: SAG-AFTRA

You are now on the “Auditions” Tab

JANE DOE

Info Representation Headshots Resume Special Skills Lifestyle

Download Sides

Confirm Times

If you experience any difficulties confirming or cancelling for an audition, please contact us at [redacted].

Auditions (0) Avails (0) CF Cast Requests (1)

Confirmed 04/09/20 12:00PM-12:10PM How to Enter

This is a request for a virtual audition via CF RemoteCast. Please click the virtual auditions link below on the above listed date and time.

[CF RemoteCast Virtual Audition](#)

Callback dates:
Shoot dates:

Attire:

Locate the
date and
time of your
Virtual
Audition

04/09/20 12:00PM-12:10PM

Click on the link 5-10 minutes prior to your scheduled slot.

JANE DOE

The screenshot shows a user profile for Jane Doe with tabs for Info, Representation, Headshots, Resume, Special Skills, and Lifestyle. Below the tabs is a 'Download Sides' button and a 'Confirm Times' section. The 'Confirm Times' section has three tabs: Auditions (0), Avails (0), and CF Cast Requests (1). Under the 'CF Cast Requests (1)' tab, there is a confirmed audition entry for 04/09/20 from 12:00PM to 12:10PM. The entry text says: 'This is a request for a virtual audition via CF RemoteCast. Please click the virtual auditions link below on the above listed date and time.' The link 'CF RemoteCast Virtual Audition' is circled in blue. Below the entry are fields for 'Callback dates:', 'Shoot dates:', and 'Attire:'.

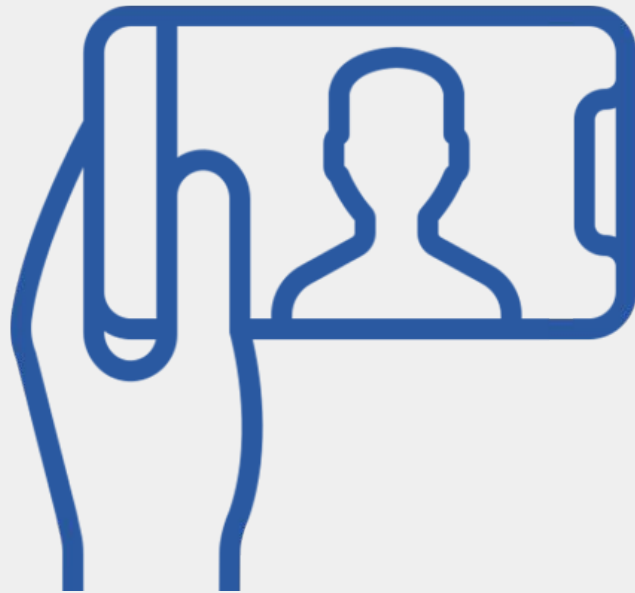
1

Make sure you are in a location that offers a good internet connection, with plenty of bandwidth

2

Click on the blue "CF Remote Cast Virtual Audition" link

You're Good to Go!

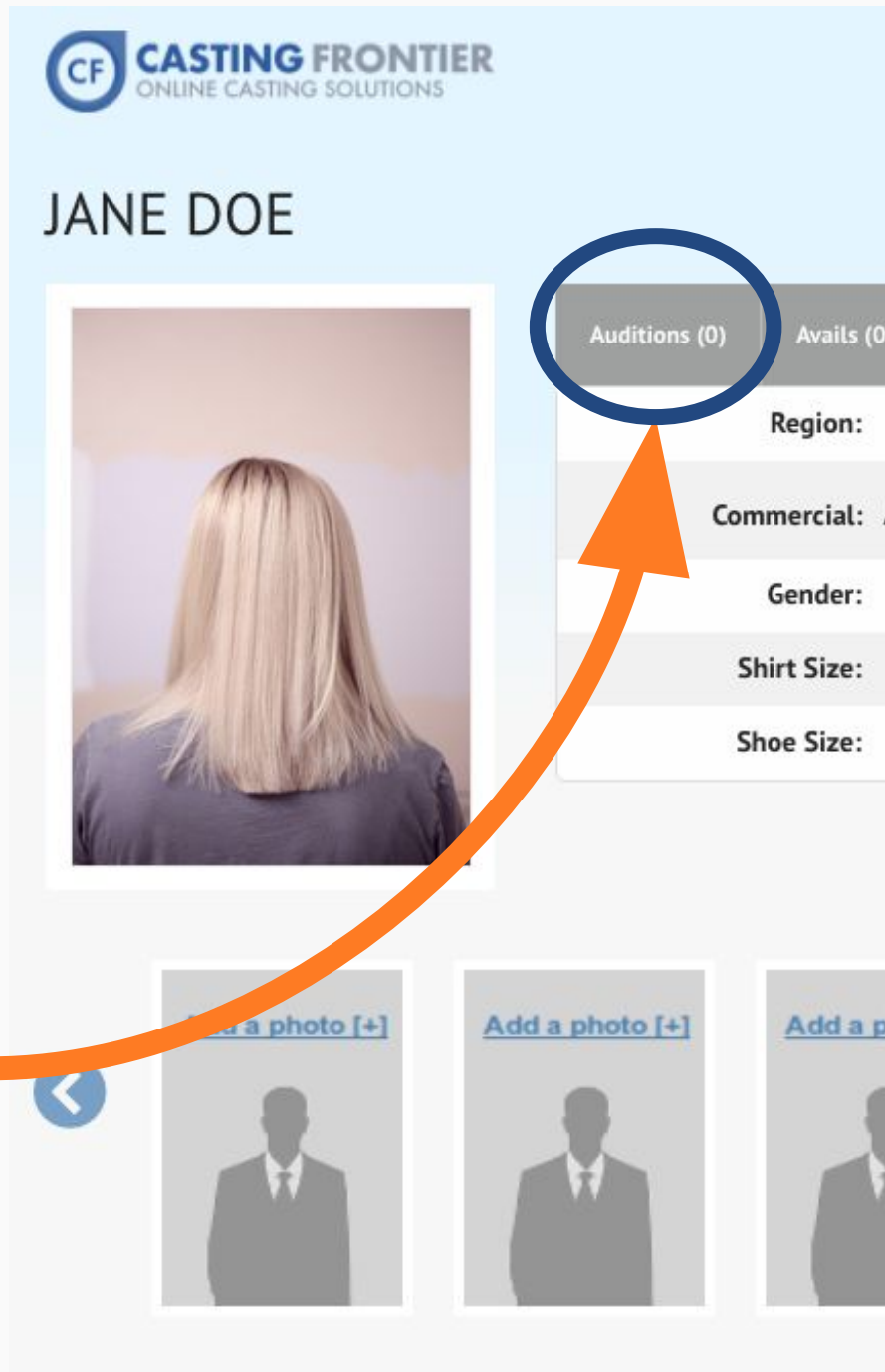


You have successfully auditioned Virtually!

How to Access via Desktop Internet Browser

Once your agent sends the Virtual Audition Request, you will see it in your “Auditions” Tab

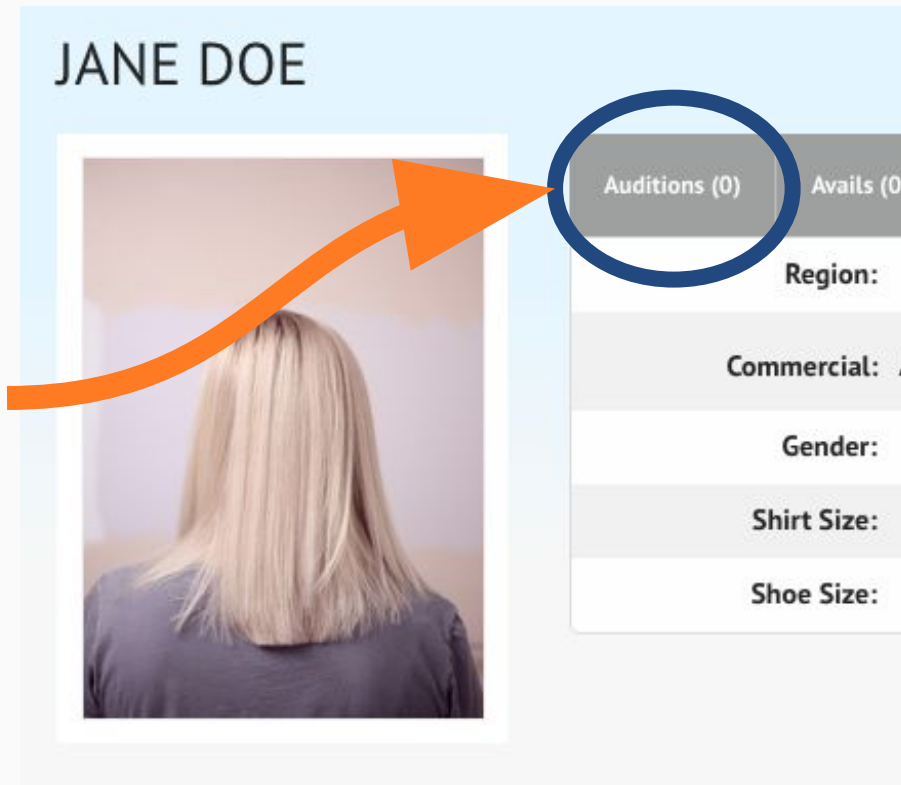
Login to your profile and click on the “Auditions” tab to locate your Virtual Audition



PLEASE NOTE!

If you or your agent has confirmed your audition, the “Auditions” tab will remain gray and the count will remain “(0)”.

JANE DOE



Auditions (0) Avails (0)

Region:

Commercial:

Gender:

Shirt Size:

Shoe Size:

Your Virtual Audition is still active.

You are now on the “Auditions” Tab

JANE DOE

Info Representation Headshots Resume Special Skills Lifestyle

Download Sides

Confirm Times

If you experience any difficulties confirming or cancelling for an audition, please contact the casting director.

Auditions (0) Avails (0) CF Cast Requests (1)

Confirmed 04/09/20 12:00PM-12:10PM How to Enter

This is a request for a virtual audition via CF RemoteCast. Please click the virtual auditions link below on the above listed date and time.

[CF RemoteCast Virtual Audition](#)

Callback dates:
Shoot dates:

Attire:

Locate the
date and
time of
your Virtual
Audition

04/09/20 12:00PM-12:10PM

Click on the link 5-10 minutes prior to your scheduled slot.

JANE DOE

Info Representation Headshots Resume Special Skills Lifestyle

Download Sides

Confirm Times

If you experience any difficulties confirming or cancelling for an audition, please contact us at [redacted].

Auditions (0) Avails (0) CF Cast Requests (1)

Confirmed 04/09/20 12:00PM-12:10PM How to Enter

This is a request for a virtual audition via CF RemoteCast. Please click the virtual auditions link below on the above listed date and time.

[CF RemoteCast Virtual Audition](#)

Callback dates:
Shoot dates:

Attire:

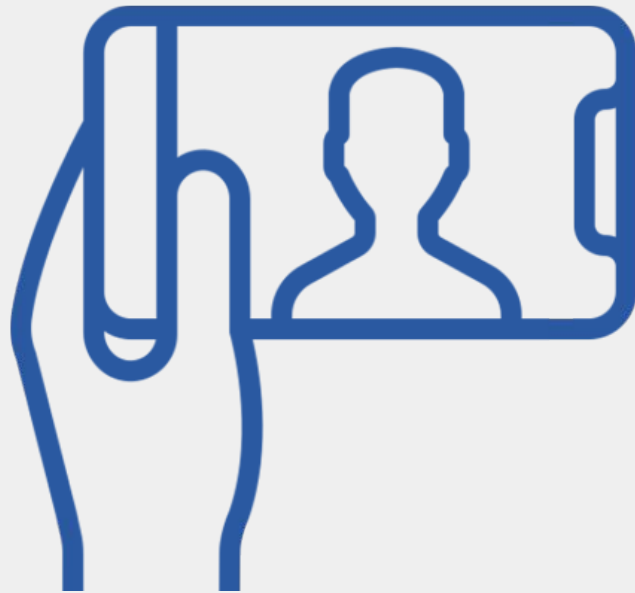
1

Make sure you are in a location that offers a good internet connection, with plenty of bandwidth

2

Click on the blue "CF Remote Cast Virtual Audition" link

You're Good to Go!



You have successfully auditioned Virtually!

How to Access via Mobile Email

Once your agent sends the Virtual Audition Request, you will receive an email.

Click on the “Login to Confirm/Cancel” button to locate your Virtual Audition

You can confirm your audition online at CastingFrontier.com.



Login To Confirm/Cancel

Project Name: How to Enter a Virtual Audition

Casting director: Test Director

Project type: Branded Content

Conflicts: None Entered

Rate: 600

Union status: SAG-AFTRA

You are now on the “Auditions” Tab

JANE DOE

 Direct Submit

Upgrade!

 Download Sides

Tips & Tutorials 

Confirm Times

If you experience any difficulties confirming or cancelling for an audition, please call your agent.

Auditions (0)

Avails (0)

CF Cast Requests (0)

 Confirmed

04/09/20 12:00PM-12:10PM

How to Enter a Virtual Audition

[Role 1](#)

This is a request for a virtual audition via CF RemoteCast. Please click the virtual auditions link below on the above listed date and time.

[CF RemoteCast Virtual Audition](#)

[Click Here to Mark As Viewed for Your Agent.](#)

Locate the
date and time
of your Virtual
audition

04/09/20 12:00PM-12:10PM

Click on the link 5-10 minutes prior to your scheduled slot.

JANE DOE

Direct Submit Upgrade!

Download Sides Tips & Tutorials ?

Confirm Times

If you experience any difficulties confirming or cancelling for an audition, please call your agent.

Auditions (0) Avails (0)
CF Cast Requests (0)

Confirmed
04/09/20 12:00PM-12:10PM
How to Enter a Virtual Audition
Role 1

This is a request for a virtual audition via CF RemoteCast. Please click the virtual auditions link below on the above date and time.

CF RemoteCast Virtual Audition

Click here to Meet & Greet with your Agent.

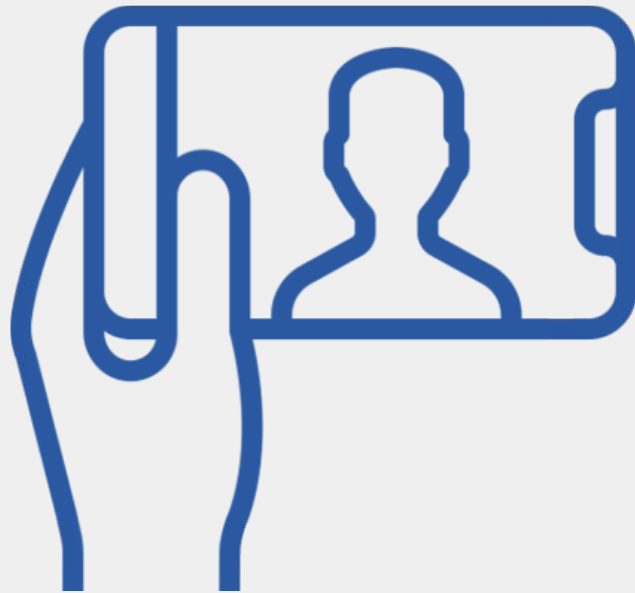
1

Make sure you are in a location that offers a good internet connection, with plenty of bandwidth

2

Click on the blue "CF Remote Cast Virtual Audition" link

You're Good to Go!

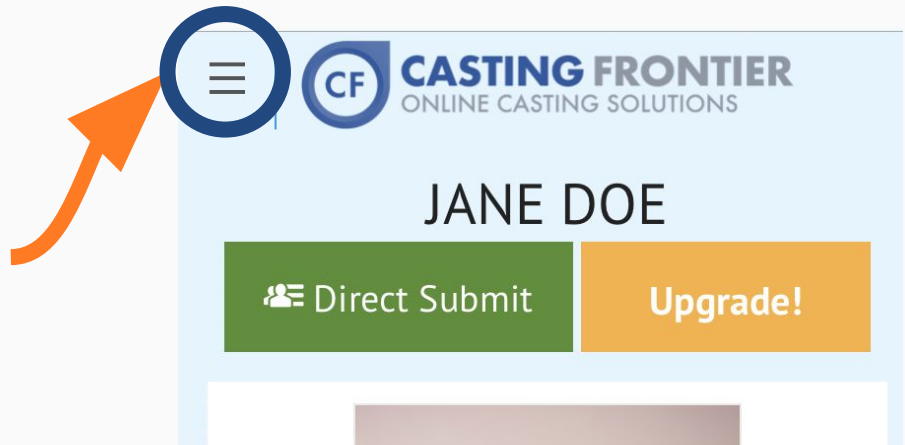


You have successfully auditioned Virtually!

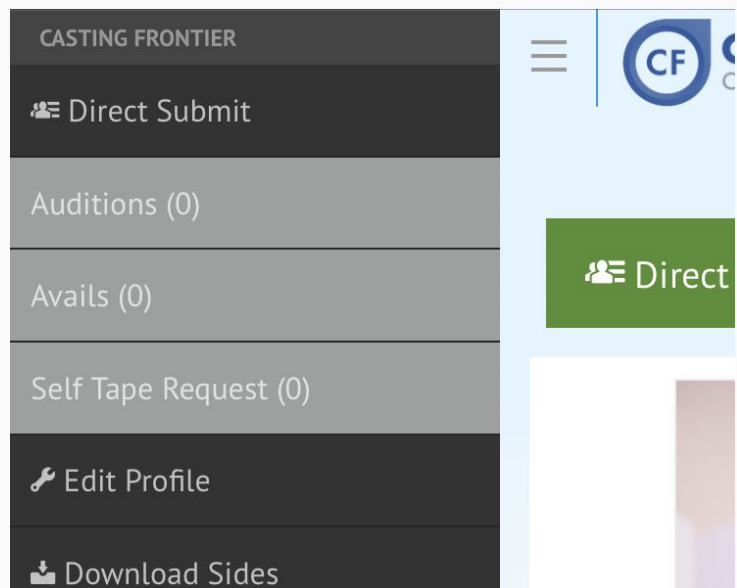
How to Access via Mobile Internet Browser

Once your agent sends the Virtual Audition Request, you will see it in your "Auditions" Tab

1 Login to your profile and click on the **Menu** tab in the Left Corner



2 Click on the **Auditions** tab



You are now on the “Auditions” Tab

JANE DOE

 Direct Submit

Upgrade!

 Download Sides

Tips & Tutorials 

Confirm Times

If you experience any difficulties confirming or cancelling for an audition, please call your agent.

Auditions (0)

Avails (0)

CF Cast Requests (0)

Confirmed

04/09/20 12:00PM-12:10PM

[How to Enter a Virtual Audition](#)

[Role 1](#)

This is a request for a virtual audition via CF RemoteCast. Please click the virtual auditions link below on the above listed date and time.

[CF RemoteCast Virtual Audition](#)

[Click Here to Mark As Viewed for Your Agent.](#)

Locate the
date and time
of your Virtual
audition

04/09/20 12:00PM-12:10PM

Click on the link 5-10 minutes prior to your scheduled slot.

JANE DOE

Direct Submit Upgrade!

Download Sides Tips & Tutorials ?

Confirm Times

If you experience any difficulties confirming or cancelling for an audition, please call your agent.

Auditions (0) Avails (0)
CF Cast Requests (0)

Confirmed
04/09/20 12:00PM-12:10PM
How to Enter a Virtual Audition
Role 1

This is a request for a virtual audition via CF RemoteCast. Please click the virtual auditions link below on the above listed date and time.

CF RemoteCast Virtual Audition

Click here to Meet & Greet with your Agent.

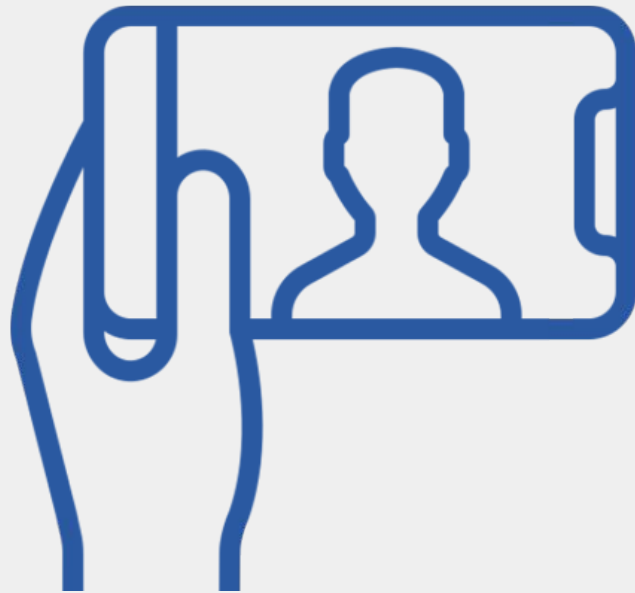
1

Make sure you are in a location that offers a good internet connection, with plenty of bandwidth

2

Click on the blue "CF Remote Cast Virtual Audition" link

You're Good to Go!



You have successfully auditioned Virtually!